

Treating farm dairy effluent to minimise impacts on New Zealand water quality

Dr N Selvarajah, Environment Waikato, P O Box 4010, Hamilton, New Zealand

1. INTRODUCTION

In New Zealand there are 14741 dairy farms with an average herd size of 208 cows per farm (Table 1). For the last couple of decades whilst the number of herds (i.e. number of farms) have reduced substantially, the increasing stocking rate and the increasing effective grazed area per farm have resulted in approximately 50% increase in total cow numbers. Increasing number of sheep and beef cattle farms have been converted to make room for such increase. Moreover, increasing knowledge in farm production techniques have also led to an increase in milk production per cow. For example the current milkfat production per cow is 173 kg/cow/season whilst in 1974/75 it was 128 kg/cow/season. Currently, New Zealand's contribution to world dairy production is only 2%, however, its contribution to the world dairy export market is 26%.

Table 1. Summary of New Zealand herd statistics since 1974/75

Season	Herds	Total cows	Average herd size	Average effective hectares	Average cows per hectare
1974/75	18540	2079886	112	<60	<2.0
1996/97	14741	3064523	208	86	2.5

Dairy Statistics 1996-1997

Milking season in New Zealand commences with calving in August and finishes in April in the following year (approximately 270 days/season). Farm dairy effluent is generated in farm dairies (dairy sheds) when milking premises and milk containers are washed down during the milking season. Approximately an effluent volume of 50 L/cow is produced during daily washing resulting in 10000 L of effluent/day/farm (10 m³/day/farm).

2. FARM DAIRY EFFLUENT DISCHARGE REGULATION IN NEW ZEALAND

Raw farm dairy effluent has substantial amount of organic carbon, nitrogen and bacteria (Table 2). If discharged to waterways it can cause significant adverse effects on the water quality. High organic carbon and ammonium in effluent will cause oxygen depletion in river or stream water resulting in fish deaths. High nitrogen and phosphorus in effluent can cause algal bloom resulting in further oxygen depletion in water. When raw effluent is discharged to stream or river any disease causing pathogens present in the effluent may affect the water quality for stock watering or human consumption. Since raw effluent also has high suspended solids, the discharge to water will reduce water clarity.

The above concerns resulted in regulation of farm dairy effluent in the early 1970's in New Zealand. During this time MAF (Ministry of Agriculture and Fisheries) encouraged farmers to construct treatment ponds to treat effluent. In early 1980's the Water Catchment Boards started regulating effluent discharges. Since early 1990's Regional Councils (formulated in 1989 through a local government amalgamation of the Catchment Boards) have been regulating effluent discharges. Currently, all the Councils in New Zealand have specific rules to control farm dairy effluent discharges.

Table 2. Median quality of raw effluent and treated effluent discharged between ponds and ditches and to surface water

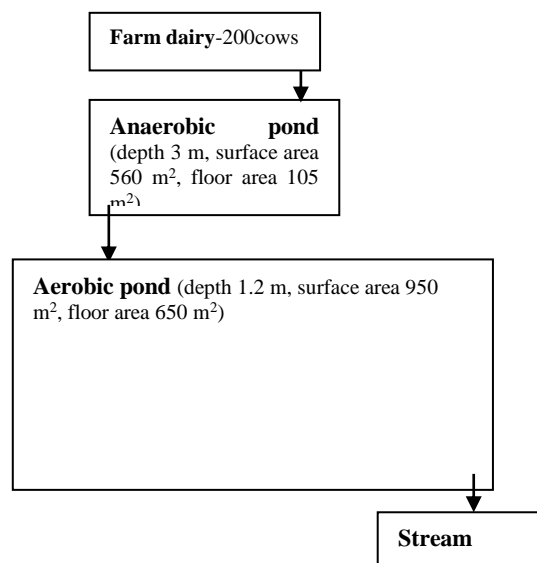
Variable	Units	Raw n=53	Pond 1 n=180	Pond 2 n=140	Pond 3 n=7	Ditch 1 n=14	Ditch 3 n=21
Temp	°C	n.m.	18	16	16	18	16
pH	pH units	8.6	7.4	7.9	7.7	7.7	7.6
Cond	mS m ⁻¹	261	260	171	117	323	174
DO	g m ⁻³	n.m.	1.5	4.0	2.7	1.3	4.1
BOD ₅	g m ⁻³	2000	160	83	36	160	63
SS	g m ⁻³	4780	430	220	69	350	125
NH ₄ -N	g m ⁻³	130	150	69	42	170	80
NNN-N	g m ⁻³	n.m.	0.05	0.44	0.82	0.05	0.04
TKN	g m ⁻³	355	190	91	55	233	95
DRP	g m ⁻³	6.6	8.5	5.7	3.9	9.3	7.9
TP	g m ⁻³	49.1	29.7	20.0	9.4	50.0	22
DOC	g m ⁻³	369	115	68	45	161	100
TOC	g m ⁻³	567	176	87	54	241	105
COL	n/100 mL	n.m.	1.1x10 ⁶	2.5x10 ⁵	6.3x10 ⁴	2.4x10 ⁶	2.3x10 ⁵
FC	n/100 mL	2x10 ⁷	5.4x10 ⁵	3.5x10 ⁴	3.4x10 ⁴	7.0x10 ⁵	5.1x10 ⁴

n.m. not measured

3. CURRENT FARM DAIRY EFFLUENT TREATMENT SYSTEMS IN NEW ZEALAND

3.1 Oxidation ponds

An oxidation pond system consists of two ponds, the first pond anaerobic and the second aerobic. Anaerobic ponds are constructed deep below soil surface (more than 3 metres depth) and aerobic ponds are shallow (1.1 m depth) (Environment Waikato, 1995). Surface area of the anaerobic pond is much lower than that of the aerobic pond. Raw effluent is piped into the anaerobic pond first. Anaerobic pond provides an oxygen-depleted environment for effluent digestion and sedimentation of a substantial amount of effluent solids.

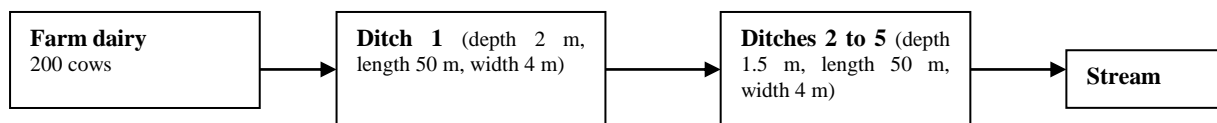


Under New Zealand conditions more than 90% of the suspended solids and BOD (biochemical oxygen demand) and 50% of the total effluent nitrogen are treated in the anaerobic ponds. The

aerobic pond does further polishing and result in an effluent quality of 83 g BOD/m³, 220 g SS/m³ and 91 g total-N/m³ (Table 2). Although a substantial amount of treatment has occurred in both ponds the quality of treated effluent is not yet suitable for discharging to waterways. Some farmers have constructed a third pond (aerobic) to mitigate adverse effects. The third pond does reduce pollutant levels further (Table 2).

3.2 Barrier ditches

As an alternative to oxidation ponds New Zealand farmers also use ‘barrier ditches’. Barrier ditches work similar to smaller but extended pond systems. Effluent passes through several ditches (each ditch being 50 m x 4 m) which separated by earth. The first ditch functions similar to anaerobic pond and remaining ditches provide facultative (aerobic and anaerobic) environment for effluent treatment. In general a minimum of 4-5 ditches are required.



Both oxidation ponds and barrier ditches are popular among the farmers because these systems are:

- Low cost systems
- Easy to design and construct
- Useful where land application is difficult due to soil or climatic conditions

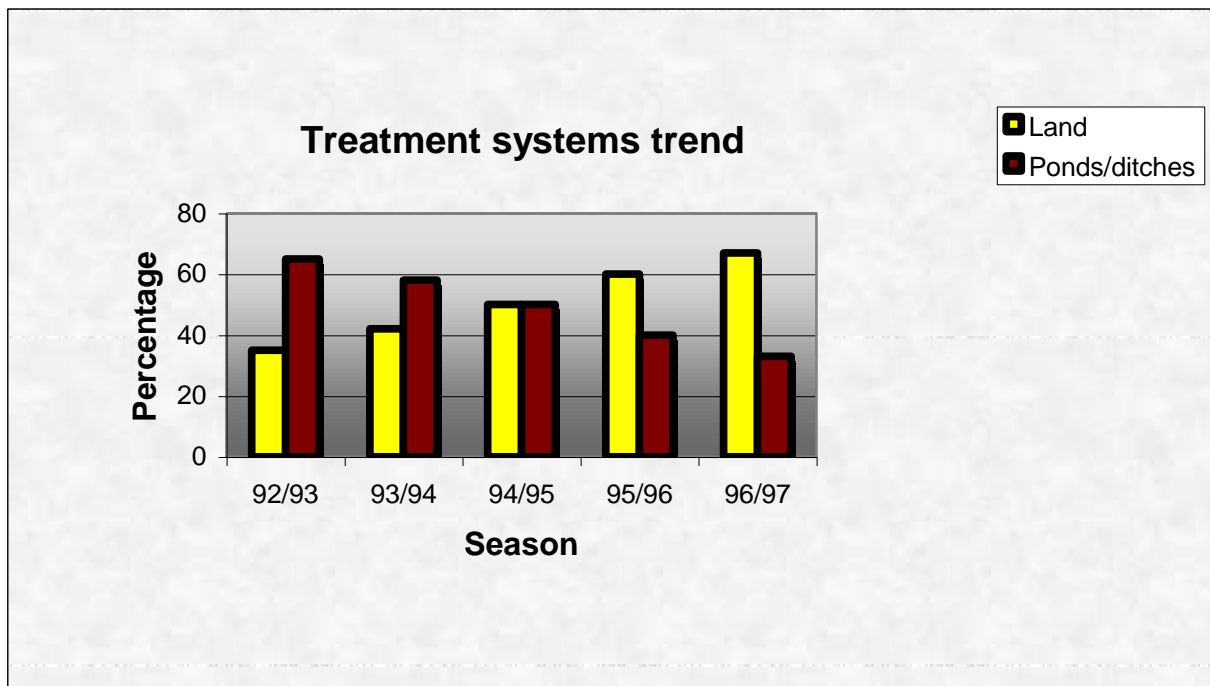
It could be argued that raw farm dairy effluent had not been discharged to waterways since the introduction of two-pond and barrier ditch systems by MAF. Nevertheless, Hickey *et al.* (1989) estimated that treated effluent discharged from either two-pond or barrier ditch systems would require >2700-fold dilution for faecal coliforms (bathing criterion) and to prevent nuisance algal growth. These researchers recommended that “the general design criteria applied to the pond treatment systems may be inadequate and that some revision is desirable”. A more recent study performed on ponds and ditches effluent treatment performance also showed that the suspended solids and ammonia levels are too high for the treated effluent to be discharged to waterways (Selvarajah, 1996b). Moreover, improperly sealed ponds or ditches can leak a substantial amount of effluent into groundwater. Recently, Ray *et al.* (1995 & 1997) found that more 1000 L effluent/day could leak from improperly sealed ponds. These workers indicated that when earth materials with clay content of >8% are used as pond liner provided a good compaction is achieved, the leakage could be minimal. In short it could be argued that the potential and actual negative impacts of the ponds or barrier ditch systems on the receiving environment well outweigh the low maintenance and low cost benefits derived from these systems.

There are approximately 6000 dairy farms in the Waikato Region in New Zealand. Prior to the introduction of the farm dairy effluent rules, more than 80% of the dairy farms were discharging treated farm dairy effluent to waterways. Assuming all farms were discharging untreated effluent to waterways with a lactation period of 270 days, an average herd size of 200 cows and farm dairy N output of 20 g N cow⁻¹ d⁻¹, approximately 6480 tonnes of N yr⁻¹ would have been discharged to waterways. With an effective grazing area of 70 ha per farm and the current average regional dairy pasture fertiliser-N use of 55 kg N ha⁻¹ yr⁻¹ the effluent-N loading would have been sufficient to supply 30% of the dairy farms’ fertiliser-N need in the Waikato Region. This information strongly supports effluent discharge to pasture, i.e. use of land treatment system.

3.3 Land treatment systems

Effluent irrigation to pasture has become very popular in New Zealand since introduction of the Resource Management Act in 1991. Regional Councils have been encouraging farmers to irrigate effluent onto pasture by allowing the discharge as a 'permitted activity' (i.e. no resource consents or license required). Farmers who have been using land-based systems have been using tankers, pot spreaders and travelling irrigators to spread effluent from a sump (raw effluent collection area) or holding pond (an ex pond/barrier ditch system). When effluent is irrigated from a holding pond, contractors have been employed to irrigate effluent.

Currently in New Zealand the most preferred and used effluent treatment system is effluent irrigation onto pasture. For example within the last three years in the Waikato Region alone about 3000 farmers (50% of the Waikato farmers) have adopted effluent irrigation systems. The key conditions for compliance monitoring of effluent irrigation are whether the farmer has sufficient land area for irrigation and that there is no visual sign of excess effluent application. Based on an effluent survey performed during 1995 summer for a 200 cow herd, about 7.4 ha is required for farm dairy effluent irrigation at $150 \text{ kg N ha}^{-1} \text{ yr}^{-1}$. The effluent loading rate of 150 kg N/ha/year is based on a nitrogen model developed by Selvarajah (1996a).



The environmental authorities in New Zealand (i.e. Regional Councils) also believe strongly in waste minimisation and utilisation of waste. The **advantages** of using effluent irrigation are numerous:

- Farm dairy effluent is a liquid containing valuable fertiliser N, P, K and S. Applying effluent at the rate of 150 kg N/ha/year will also supply 25 kg P/ha , 105 kg K/ha and 20 kg S/ha . It has been estimated that the fertiliser value of effluent for a 200 cow herd farm will be more than NZ\$2500 per year (Environment Waikato, 1997).
- Effluent irrigation to pasture adds organic matter to soil and increases earthworm activity.
- Effluent can be either directly applied from the dairy shed or from holding ponds or oxidation ponds.

- If managed properly effluent irrigation to pasture will minimise stream/river water quality degradation.
- There have been attempts to improve oxidation pond discharge quality by installing tertiary treatment systems (e.g. wetland, aeration of aerobic pond etc which will be discussed briefly below). Regardless of these sophisticated techniques the discharge quality is not suitable for sensitive river/stream environment.
- A consistent message from the indigenous Maori is that the purification of effluent through land is much more acceptable option than the direct discharge of effluent to waterways.

The major **disadvantages** of land application systems are:

- Difficult to use on land with high slope
- High initial cost
- Not suitable under wet weather conditions

Since the introduction of the effluent rules in the Waikato Region there have been few reported cases of raw effluent deliberately discharged into waterways. Since 1993 there have been five prosecutions related to raw effluent discharge into water bodies. Most cases were related to poorly managed land based systems with raw effluent run-off to waterways due mainly to no effluent pumping. These prosecutions had a 100% success rate with a range of fines being from \$2000 to \$25000. It must be noted that dairy farmers have been prosecuted prior to the introduction of the farm dairy effluent rules. According to the records 9 farmers were prosecuted between 1989 and 1992. One case worth noting was where a farmer was prosecuted for a poorly managed land based system and fined \$25000 in 1991.

Effluent irrigation is not just restricted to pasture only. Effluent can also be irrigated to cropping soils, trees (e.g. *Eucalyptus*). A recent study showed that farm dairy effluent irrigated to Eucalyptus trees produced greater amount wood biomass. These trees are used as a source of fuel at farms.

3.4 Tertiary treatment systems

Tertiary treatment systems are capable of treating effluent discharges from ponds and ditches to further reduce the pollutant levels. In New Zealand a considerable amount of research being performed to improve the treated farm dairy effluent discharge to waterways (Selvarajah, 1995).

3.4.1 Constructed wetland systems

Constructed wetland systems (9.5 m x 2 m) are shallow ponds (0.6 m depth) with 0.4 m of gravel planted with wetland plants such as soft stem bulrush. These systems are connected to the final discharge from either ponds or ditches. The system is based on natural wetland treatment processes. Naturally wetland systems are excellent in treating nitrate-nitrogen (NO₃-N) through denitrification processes. They can also settle a substantial amount of solids and in the process reducing phosphorus and organic-N discharges. A recent wetland trial by Tanner *et al.* (1997) showed a reduction of up to 78% of suspended solids and up to 60% of total-N in pond treated farm dairy effluent was achieved. During dry periods wetlands also sustain a high evapo-transpiration losses resulting in little or no effluent discharge to waterways.

3.4.2 Tree bark trenches

A recent study showed that effluent discharges from ponds could be further treated by tree barks. A major reduction in total-N is achieved through ammonia absorption by barks when pond effluent was passed through tree bark trenches. Treated bark could be used as compost or mulch.

3.4.3 Zeolite beds

Zeolite is a naturally available mineral with an enormous capacity to absorb ammonium from effluent. Research being held to absorb ammonium by submerging zeolite minerals with pond effluent in shallow zeolite beds. Once ammonium is absorbed the effluent is discharged back into the aerobic pond. The absorbed ammonium in zeolite is allowed to nitrify for several days. When pond effluent is discharged into nitrified zeolite, denitrification process will remove nitrate-N from zeolite.

Effluent ammonium → Adsorbed ammonium in zeolite → Nitrate-N in zeolite → Nitrogen gas

3.4.4 Mechanical aeration of aerobic pond

It has been observed that more than 95% of the second pond (aerobic pond) monitored for treatment performance had little or no nitrate-N (Selvarajah, 1996). The presence of nitrate-N in effluent is a sign of aerobic conditions. Since ammonia in effluent is toxic to fish it is preferred that ammonia to be oxidised to nitrate-N. Similar to urban sewage effluent treatment systems, a small-scale mechanical aeration in the second pond will aid nitrate generation from effluent ammonium. When mechanical aeration is ceased, nitrate-N will be denitrified due to high dissolved carbon in the second pond. An investigation to minimise pond odour by mechanical aeration showed that the median nitrate-N level was 12 g/m³ and ammonium-N was 7 g/m³ (Sukias, 1995). In comparison a typical second pond without aeration will have 70 g ammonium-N/m³ and zero nitrate-N (Table 2). If farmers want to use mechanical aeration to treat the second pond effluent they have to consider the cost of electric power and ensure the pond banks are resistant to effluent wave action caused by mechanical aeration.

4. RECOMMENDATIONS FOR THE URUGUAYAN DAIRY FARMERS

Increasing pressure has been put on exporting countries to improve the local environmental quality. Such pressure could be applied through non-tariff trade barrier by importing or the competing nations. Most European countries are in this category due mainly to the fact that they have stringent environmental regulations or are in the process of developing these regulations. As agricultural countries Uruguay and New Zealand are susceptible to such international pressure. In New Zealand global market access and non-tariff trade barrier implications are increasingly recognised. New Zealand is one of the few countries that currently enjoy a 'clean and green' image. New Zealand government and the citizens desperately want to maintain such a good image for the well being of the country. This is a big task because such a task requires a considerable amount of corporation between farmers, dairy industry and the regulators and a commitment to spend money to improve environmental quality.

If the Uruguayan dairy farmers currently do not have farm dairy effluent treatment systems it is timely to look at a range of options that suit their budget and the international environmental standards. This must be done despite little or no regulation of farm dairy effluent discharge by the Uruguayan government. Currently New Zealand holds a wealth of information and experience in treating farm dairy effluent. One of the keys to the success of farm dairy effluent management in New Zealand is that local farmers and the regulators recognising the need to enhance or maintain the environmental quality and identifying effluent as a valuable 'fertiliser', not as a 'waste' to be discharged into waterways. Using this excellent opportunity provided by the organisers to share the New Zealand experience on farm dairy effluent treatment methods, as a New Zealand representative I will endeavour to create and maintain future link between Uruguay dairy farmers and New Zealand knowledge base with regard to farm dairy effluent treatment.

REFERENCES

- Environment Waikato. 1995. Dairy Farm Effluent Management – a guide to design, installation and operation of effluent management systems. pp 1-31.
- Environment Waikato. 1997. Guidelines for farm dairy effluent and sludge applications to pasture. Environment Waikato Technical Report 1997/1. pp 1-13.
- Hickey, C.W., Quinn, J.M. and Davies-Colley, R.J. 1989. Effluent characteristics of dairy shed oxidation ponds and their potential impacts on rivers. *New Zealand Journal of Marine and Freshwater Research* **23**, 569-584.
- Ray, D.E., Barkle, G.F., Selvarajah, N., McLeod, M., Balks, M.R. Seepage from dairy farm effluent treatment ponds. NZWWA 1995 Conference Proceedings. pp 141-144.
- Ray, D.E., Balks, M.R., Barkle, G.F. and Selvarajah, N. 1997. Why do dairy farm effluent treatment ponds leak? NZWWA 1997 Conference Proceedings.
- Selvarajah, N. 1995. Current research related to dairy farm effluent management in New Zealand. *New Zealand Soil News*, **43** (3), pp 110-118.
- Selvarajah, N. 1996a. Determination of sustainable nitrogen loading rates for land treatment systems without adequate soil and ground water information: dairy farm effluent application onto grazed pasture in the Waikato Region. **In** “Recent Developments in Understanding Chemical Movements in Soil”, (Eds. L.D. Currie and P. Loganathan), Occasional Report No. 9, Fertilizer and Lime Research Centre, Massey University, Palmerston North.
- Selvarajah, N. 1996b. Dairy farm effluent treatment pond performance in the Waikato Region: a preliminary review of the regional survey. **In** “Tertiary Treatment Options for Dairyshed and Piggery Wastewaters”, Proceedings of a seminar held at Massey University (Ed. IG. Mason), Department of Agricultural Engineering, Massey University, Palmerston North.
- Sukias, J.P.S. 1995. Aeration for preventing odours and improving quality of effluents from the DRC dairy sheds. A report to Dairying Research Corporation. NIWA, PO Box 11-115, Hamilton, New Zealand. Pp 20.
- Tanner, C.C. and Kloosterman, V.C. 1997. Guidelines for constructed wetland treatment of farm dairy wastewaters in New Zealand. NIWA Science and Technology Series No.48. pp 1-67.